

Some Ideas To Prepare Your Child For A

Successful Kindergarten Experience

1. Read to your child! 😊 Read each evening before bed. 😊 Visit the library. 😊 Read signs on the road. 😊
2. Write and say name. 😊 First letter capital – the rest lower case. 😊 Notice those letters in words you see. 😊

3. Identify colors and sort objects by color, size and shape.

Red
Blue

Yellow
Green

Brown
Orange

White
Black

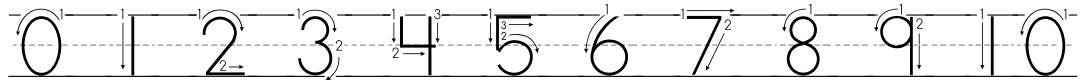
Pink
Purple

✂ Cut pictures from magazines that are all the same color. 😊 Sort buttons by color and shape. 😊

4. Know letters in name. _____

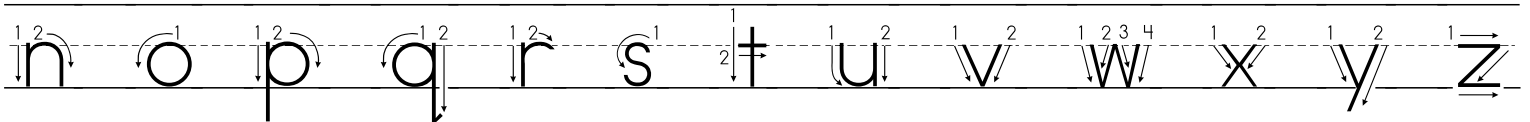
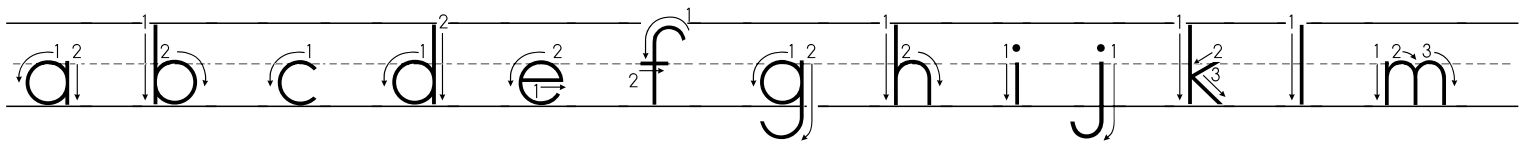
5. Know squares □, triangles △, circles ○, and rectangles ▭. Talk about the shape of the clock ⌚, television, pizza slices, and domino 🎲.

6. Write and recognize numbers 0 – 10.



7. Count 1 – 10 😊 Count fingers 🖐 Count toes 😊 Count cereal pieces 🍲 Count chairs in the house 🪑

8. Practice – say and write – alphabet letters 😊 Emphasize lower case because your child will see those written most often 😊 Use the arrows shown here to correctly form the letters 😊



9. Familiarity with alphabet letters 😊 Sing the alphabet song while pointing at the letters 😊 Notice letters in signs you see while driving 😊 Put magnetic letters on the refrigerator and help your child spell their name and other simple words 😊 Have your child search magazines for specific letters. 😊

10. Develop fine motor skills: tie shoes, button and zip clothes 😊 Use crayons, scissors and pencils 😊 Use play dough 😊 Stay in lines while coloring 😊 Practice packing backpack and taking out need items 😊

